


Timekeeping and tracking with TRIPY-R GPS system

DESCRIPTION TRIPY-R GPS system

During scrutineering, your vehicle will be equipped with a TRIPY-R GPS system which constantly monitors your itinerary and speed and accurately records the time at the check points.

This system consists of

- a TRIPY-R GPS device (width: 12 cm; height: 8 cm; depth including Velcro straps: approx. 3 cm)
- a power cable to connect the TRIPY-R GPS device to the power cable of your vehicle (cable length: approx. 2 m)
- four mountings to attach the TRIPY-R GPS device to the windscreen.



The TRIPY-R GPS system is installed and checked by a technician during scrutineering.


VEHICLE ARRANGEMENT

Preparation of the power supply cable by the vehicle owner:

Equip your vehicle with a power cable to supply the TRIPY-R GPS system with power. This power cable (6V or 12V) must be connected directly to the vehicle battery (battery terminals) to ensure a continuous power supply (24/7).

The power supply cable must comply with the following technical specifications:


- The connection to the vehicle battery (with cable lugs with ring tongue, e.g. Würth item no. 0555511208 (8mm) or item no. 0555511210 (10mm)) must be made with a cable (e.g. Würth item no. 07702021) consisting of two conductors with a cross-section of approx. 1.5 mm².
- The positive terminal (marked by a red conductor) must be protected by a 1 ampere fuse installed as close as possible to the battery. The fuse shall consist of two parts: Fuse holder for flat plug fuse ATO (e.g. Würth item no. 055 927) and flat plug fuse ATO ISO 8820-3 (e.g. Würth item no. 0731 001).
- The power cable must be routed inside the cockpit near the windscreen on the co-driver's side, where the TRIPY-R GPS device is installed and mounted.
- A 2-pin T-cable plug with two 6.3 mm sockets must be connected to the end of the power cable inside the vehicle.
- This T-cable plug shall consist of three parts: a white "T" plug housing (e.g. Würth item no. 0555 100 23) and two uninsulated 6.3 mm blade receptacles (e.g. Würth item no. 0558 991 7).
- Please ensure that the positive wire is in the correct position in the plug.



Boîtier mâle /
Male housing



Cosses femelle /
Female blades



Porte fusible automobile /
Automotive fuse holder

Upper picture: T-cable plug / blade receptacles


Fuse holder and blade fuse

The power supply must be PERMANENT, 24 hours/day, for the duration of the entire rally, even if the vehicle is parked in the parc fermé at the end of the legs.

The power consumption of the TRIPLY-R GPS system is very low and cannot discharge the vehicle battery.

Positioning of the TRIPLY-R GPS device in the car:

- When installing the TRIPLY-R GPS device, the technician will attach the device to the upper area of the windscreen (the permitted area is shown in green in the picture below). Within this permitted area, you can choose the location that suits you best. Other locations are not permitted (storage compartment, side window, etc.).



- The back of the TRIPY-R GPS device must be attached to the windscreen (the front with the LCD screen facing to the driver/co-driver).
- There must be no other electronic devices within 50 cm of the TRIPY-R GPS device.
- The TRIPY-R power cable (length = 2 m) is connected to the permanent power cable that you have prepared (as described above) and to the other end of the TRIPY-R GPS device (right side, as shown in the photo on the first page). You will therefore need to provide something to attach the cable to the windscreen pillar so that it does not hang down and disturb you during the rally.

Once the TRIPY-R GPS system has been installed and tested:

Once the TRIPY-R GPS system has been completely installed and tested by the technician, it may only be removed and taken off the vehicle after arrival at the last leg. The organiser must be able to communicate with the TRIPY-R GPS system by radio at all times, day and night. If a vehicle does not respond because the TRIPY-R GPS system has been disconnected or removed from the vehicle or because it is not properly supplied with power, a penalty will be imposed on the participant.

DEPOSIT / RETURN

At scrutineering, you will be requested to complete a loan form to guarantee the return of the TRIPY-R GPS system at the end of the rally.

The TRIPY-R GPS system and its power cable must be returned to TRIPY or to the organiser at the end of the rally. In case of retirement during the rally, the TRIPY-R GPS system can be submitted to the staff of the organisation and the marshals who are present in the parc fermé at the beginning and end of each leg. Under all circumstances, the TRIPY-R GPS system must be returned to the organiser no later than 5 days after the end of the rally. After this deadline, the device will be considered 'not returned' and invoiced in accordance with the above conditions.