










Pos	#	Crew	Nat	Day 1-2	GEH02	GLP20	GLP21	GLP22	GEH03	GEH04	GEH05	GLP23	GLP24	GLP25	GLP26	GLP27	GEH06	GLP28	GLP29	GLP30	GLP31	GLP32	GLP33	TC	SC	CP	Pen	Day 3	Jok.	Total
38	9	WILWERT / QUETSCH		16:52.7	04:10.0	00:02.1	00:01.1	00:26.7	C	04:10.0	04:10.0	04:10.0	04:10.0	04:10.0	04:10.0	04:10.0	C	01:06.1	00:09.0	01:34.5	01:45.8	00:27.8	00:00.9	0	10	0	0	39:04.0	60	54:56.7
39	20	BRINKMANN / DIEHL		32:08.3	04:10.0	00:00.1	00:02.4	00:09.1	C	00:12.8	00:16.9	02:36.4	00:20.0	04:10.0	04:10.0	02:56.8	C	01:42.2	00:20.0	01:54.8	01:28.7	00:06.1	00:01.5	0	0	60	0	25:37.8	60	56:46.1
40	48	EIKMEIER / FERBER		26:07.8	00:14.0	00:01.8	00:01.2	00:58.7	C	04:10.0	04:10.0	02:08.6	04:10.0	04:10.0	04:10.0	02:49.7	C	01:44.6	00:20.0	01:52.7	02:07.2	00:29.2	00:07.7	0	0	0	0	33:45.5	60	58:53.3
41	17	JESSE / JESSE		30:48.1	04:10.0	00:01.0	00:00.7	00:14.4	C	00:02.0	00:16.2	02:34.9	00:20.0	00:05.6	00:10.7	02:54.0	C	04:10.0	04:10.0	04:10.0	04:10.0	00:21.7	00:01.2	50	0	90	0	30:12.4	60	01:00:00.5
42	51	KONRAD / RAUCH		39:08.8	00:20.0	00:01.6	00:03.2	00:32.7	C	00:10.6	00:14.6	02:23.7	00:20.0	04:10.0	04:10.0	03:09.1	C	01:30.7	00:20.0	02:20.0	01:48.3	00:39.6	04:10.0	15	0	30	0	27:09.1	60	01:05:17.9
43	12	LÖSLE / LÖSLE		28:59.8	00:02.4	00:01.7	00:02.7	01:07.4	C	00:05.3	00:10.2	02:27.4	04:10.0	04:10.0	04:10.0	04:10.0	C	04:10.0	04:10.0	04:10.0	04:10.0	00:36.8	00:14.9	50	0	90	0	40:28.8	60	01:08:28.6
44	4	HUBER / WESTENBERGER		32:51.3	00:01.6	00:01.2	00:00.9	00:54.8	C	04:10.0	04:10.0	01:58.2	00:00.3	04:10.0	04:10.0	03:06.9	C	04:10.0	04:10.0	04:10.0	04:10.0	00:21.2	00:20.0	50	0	90	0	42:25.1	60	01:14:16.4
45	8	HELL / LANSER		54:16.8	00:17.7	00:20.0	00:02.6	00:38.2	C	04:10.0	04:10.0	04:10.0	04:10.0	04:10.0	04:10.0	04:10.0	C	04:10.0	04:10.0	04:10.0	04:10.0	00:40.0	00:20.0	50	0	120	0	50:58.5	60	01:44:15.3
46	40	FREIBURG / FREIBURG		54:57.0	00:03.1	00:01.3	00:01.7	01:23.2	C	04:10.0	04:10.0	04:10.0	04:10.0	04:10.0	04:10.0	04:10.0	C	04:10.0	04:10.0	04:10.0	04:10.0	00:40.0	04:10.0	50	0	90	0	54:29.3	29.1	01:48:57.2

